

# Southwest Hockey Association

## How to: Locate a Hockey Canada ID



This document is intended to assist with finding your player(s)' Hockey Canada ID, which will be needed in order to complete the player registration(s).



**Recommendation: Print this 'How to', for easier referencing.**

There are 3 different ways that you can find you player(s)' Hockey Canada ID:

- Option #1:** Respect in Sport (RIS) Account; or
- Option #2:** Hockey Canada Registry (HCR) Account; or
- Option #3:** eHockey Account

### **Option #1: Respect in Sport (RIS) Account Process**

Go to the Respect-In-Sport – Parents website: <https://hockeyalbertaparent.respectgroupinc.com/>

#### 1. Select your language preference:

RESPECT  
IN SPORT FOR  
PARENTS

To complete this program in English  
[Click Here](#)

Pour compléter ce programme en Français  
[cliquez ici](#)

#### 2. Login to your Respect-In-Sport Account:

ALBERTA

presenting  
**RESPECT IN SPORT**  
For Hockey Canada Parents

**GETTING STARTED**

Register your Profile  
[Click Here](#)

Click here to  
Re-certify

Import a  
Certificate

Look up your  
Certificate Number

**ALREADY REGISTERED?  
LOGIN HERE**

Username  
Password

Remember Username

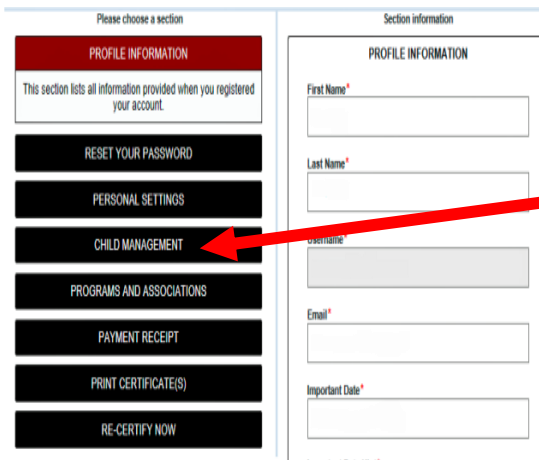
[Login](#)

[Recover Username or Reset Password](#)

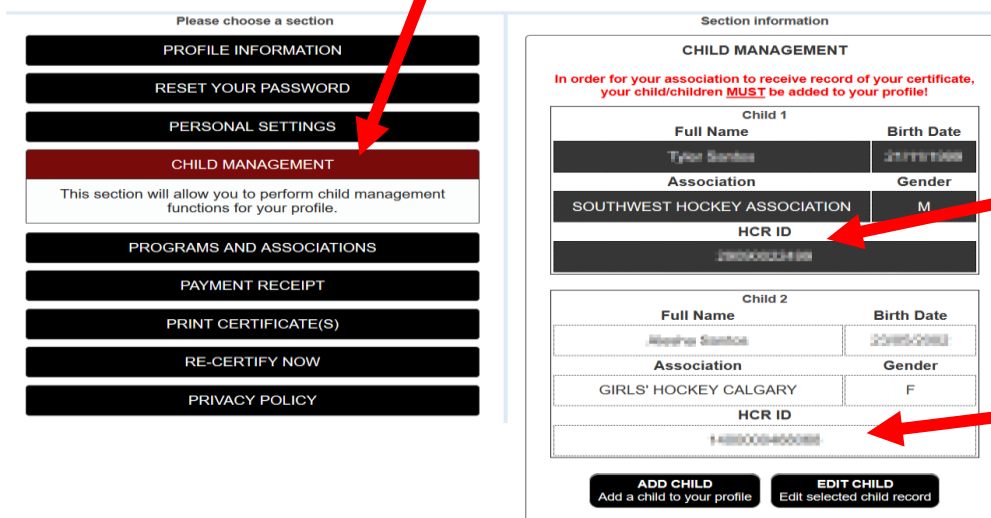
3. Click on Profile:



4. Click on Child Management:



a. Once in Child Management, you will see all of your player(s)' Hockey Canada ID numbers.




**Hockey Canada ID Numbers  
Are specific (& different) for each player.**

## Option #2: Hockey Canada Registry (HCR) Account Process

Go to the Hockey Canada Registration website:

<https://registration.hockeycanada.ca/Registration/AccountLogin.aspx?ReturnUrl=%2fregistration%2f%3fID%3d485&ID=485>

### 1. Log in to your account, with email & password.



**SOUTHWEST HOCKEY ASSOCIATION** ALBERTA

107, 333 SHAWVILLE BLVD. SE  
CALGARY, AB, T2Y 4H3, CANADA  
(403) 253-7510  
registr@southwesthockey.ca

Login - Connexion Help - Aide

**INSIDER** STAY UP TO DATE WITH HOCKEY CANADA NEWS, OFFERS, TICKETS & MORE

**WELCOME!**  
You must have an account with Hockey Canada's Online Registration system to be able to register your children into hockey with the Southwest Hockey Association. If you have previously registered children online with Hockey Canada's system for ANY other association, then you can proceed to login with your account below. You only will ever have ONE account in the Hockey Canada database.

If you have not registered any participants in the past with this system, [click here to create an account.](#)

**BIENVENUE!**  
Un compte avec le système d'inscription en ligne de Hockey Canada est requis pour pouvoir inscrire vos enfants au hockey avec cette association. Si vous avez précédemment inscrit des enfants avec ce système pour quelconque association, vous pouvez ouvrir une session avec votre compte ci-dessous.

Si vous n'avez jamais inscrit quelqu'un auparavant avec ce système, [veuillez cliquer ici pour créer un compte.](#)

Sign in here - Ouvrez une session ici:

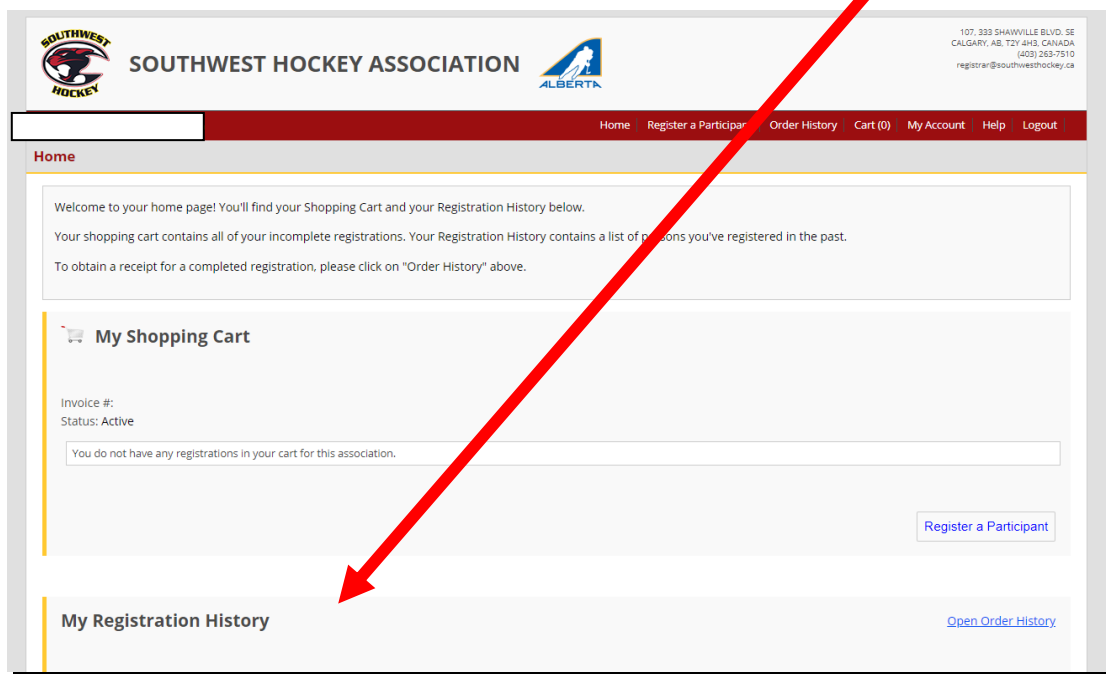
Email - Courriel:

Password - Mot de passe:

[Log In - Connexion](#)

[Forgot your password? - Vous avez oublié votre mot de passe?](#)

### 2. Once logged in scroll down to "My Registration History".



**SOUTHWEST HOCKEY ASSOCIATION** ALBERTA

107, 333 SHAWVILLE BLVD. SE  
CALGARY, AB, T2Y 4H3, CANADA  
(403) 253-7510  
registr@southwesthockey.ca

Home Register a Participant Order History Cart (0) My Account Help Logout

**Home**

Welcome to your home page! You'll find your Shopping Cart and your Registration History below.  
Your shopping cart contains all of your incomplete registrations. Your Registration History contains a list of persons you've registered in the past.  
To obtain a receipt for a completed registration, please click on "Order History" above.

**My Shopping Cart**

Invoice #:  
Status: Active

You do not have any registrations in your cart for this association.


[Register a Participant](#)

**My Registration History** [Open Order History](#)

3. Find your child's registration and select "Print Receipt".



**Hockey Canada ID Numbers  
Are specific (& different) for each player.**



**My Registration History** [Open Order History](#)


Invoice #: [redacted]  
Status: Completed

First Name	Last Name	Date of Birth	Gender	Association	Season	Registration Date	Division	Package	Net Total	Total	Actions
[redacted]	[redacted]	[redacted]	[redacted]	[redacted]	[redacted]	[redacted]	[redacted]	[redacted]	[redacted]	[redacted]	Open Print Receipt

Invoice #: [redacted]  
Status: Completed

First Name	Last Name	Date of Birth	Gender	Association	Season	Registration Date	Division	Package	Net Total	Total	Actions
[redacted]	[redacted]	[redacted]	[redacted]	[redacted]	[redacted]	[redacted]	[redacted]	[redacted]	[redacted]	[redacted]	Open Print Receipt

4. A pop up will display on the bottom of your screen. Select Open or Save.



5. When the document opens, the Hockey Canada ID will be to the right of your players name and year of birth.



**Make sure to save your player(s)' Hockey Canada ID for future registrations.**



**SOUTHWEST HOCKEY ASSOCIATION**

107, 333 Shawville Blvd SE  
Calgary, AB  
T2Y 4H3



**Official Receipt**

Invoice ID: [redacted]  
Order Date: 2018/6/12

[redacted]  
[redacted]  
CALGARY, AB, T2Y 4H3



**Order Items**

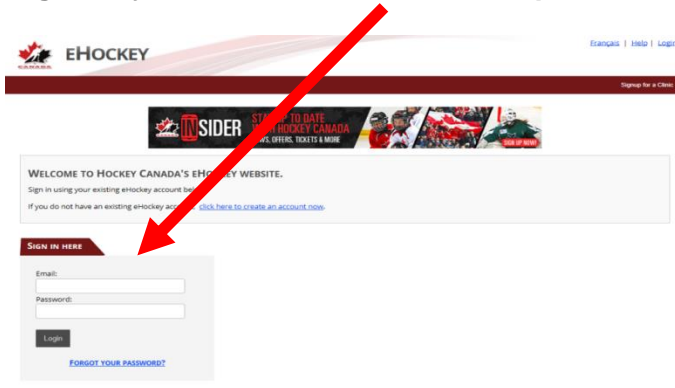
Preregistration/Préinscription - [redacted] (1908) [140000000000]

## Option #3: eHockey Account Process

Go to the eHockey website:

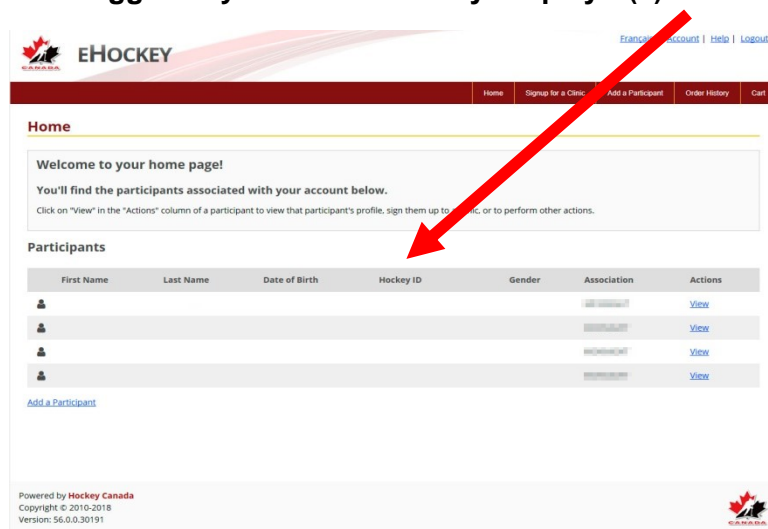
<https://ehockey.hockeycanada.ca/ehockey/Account/Login.aspx?ReturnUrl=%2Fehockey%2FDefault.aspx>

1. Log in to your account with email and password.



The screenshot shows the eHockey website's login page. At the top, there is a navigation bar with the eHockey logo and links for 'Français', 'Help', and 'Login'. Below the navigation bar is a banner for 'SIDER' with the text 'SIGN UP TO DATE WITH HOCKEY CANADA' and 'CHECK OFFERS, TICKETS & MORE'. The main content area features a welcome message: 'WELCOME TO HOCKEY CANADA'S EHOCKEY WEBSITE. Sign in using your existing ehockey account below. If you do not have an existing ehockey account, [click here to create an account now.](#)' Below this is a 'SIGN IN HERE' button, which is highlighted by a red arrow. Underneath the button is a login form with fields for 'Email:' and 'Password:', a 'Login' button, and a link for 'FORGOT YOUR PASSWORD?'. At the bottom of the page, it says 'Powered by Hockey Canada' and 'Copyright © 2010-2018 Version: 56.0.0.30191'.

2. Once logged in you will see all of your player(s)' Hockey Canada ID.



The screenshot shows the eHockey user dashboard. At the top, there is a navigation bar with the eHockey logo and links for 'Français', 'Accounts', 'Help', and 'Logout'. Below the navigation bar is a 'Home' section with a welcome message: 'Welcome to your home page! You'll find the participants associated with your account below. Click on "view" in the "Actions" column of a participant to view that participant's profile, sign them up to a clinic, or to perform other actions.' Below this is a 'Participants' table with columns for 'First Name', 'Last Name', 'Date of Birth', 'Hockey ID', 'Gender', 'Association', and 'Actions'. The table contains four rows of participant information, each with a 'View' link in the 'Actions' column. A red arrow points to the 'Participants' table. At the bottom of the page, it says 'Powered by Hockey Canada' and 'Copyright © 2010-2018 Version: 56.0.0.30191'.

First Name	Last Name	Date of Birth	Hockey ID	Gender	Association	Actions
[Icon]					[Association]	<a href="#">View</a>
[Icon]					[Association]	<a href="#">View</a>
[Icon]					[Association]	<a href="#">View</a>
[Icon]					[Association]	<a href="#">View</a>



**Hockey Canada ID Numbers  
Are specific (& different) for each player.**